


# SINTRA

## Natural Stone Collection

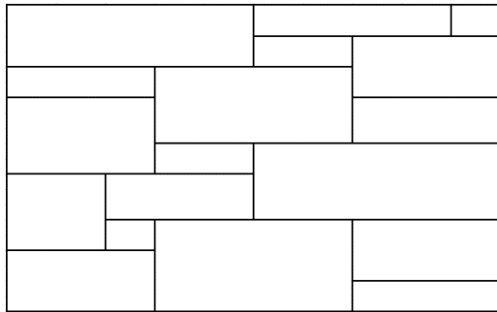
 Indoors & Outdoors

 Home

 Commercial



### INSTALLATION



### DIMENSIONS

#### SINTRA – ASHLAR

57mm (H) X 20mm (T) X 200-800mm (L)

124mm (H) X 20mm (T) X 200-800mm (L)

191mm (H) X 20mm (T) X 200-800mm (L)

### SPECIFICATION OPTIONS

L-SHAPED CORNERS AVAILABLE

### WEIGHT

11 lbs/ft<sup>2</sup>


### COLORS




SANDSTONE




MIST LIMESTONE



WESTMOUNT GREY



ASPEN GREY



COLORADO GLACIER