


SINTRA

Natural Stone Collection

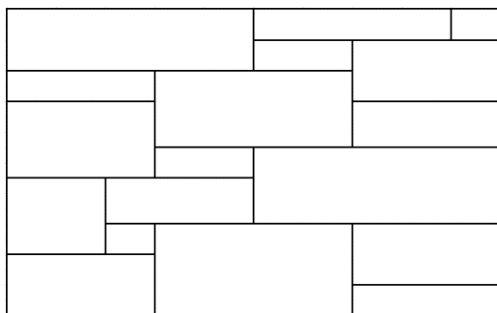
 Indoors & Outdoors

 Home

 Commercial



INSTALLATION



DIMENSIONS

SINTRA – ASHLAR

57mm (H) X 20mm (T) X 200-800mm (L)

124mm (H) X 20mm (T) X 200-800mm (L)

191mm (H) X 20mm (T) X 200-800mm (L)

SPECIFICATION OPTIONS

L-SHAPED CORNERS AVAILABLE


WEIGHT

11 lbs/ft²


COLORS



SANDSTONE



SMOKE GREY



WESTMOUNT GREY



KREMA BEIGE



MIST LIMESTONE